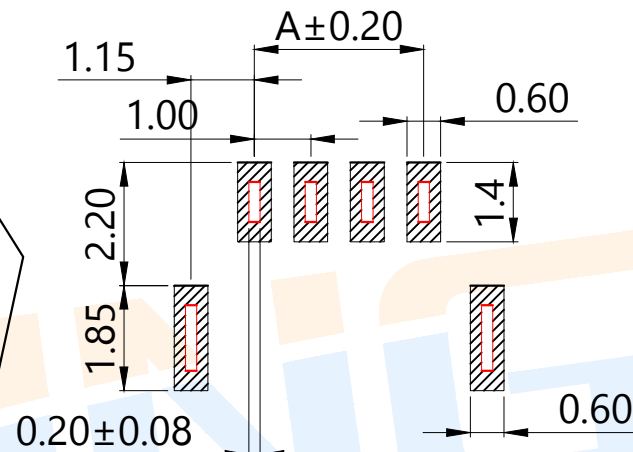
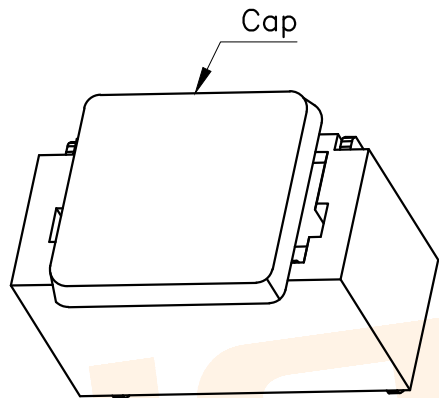
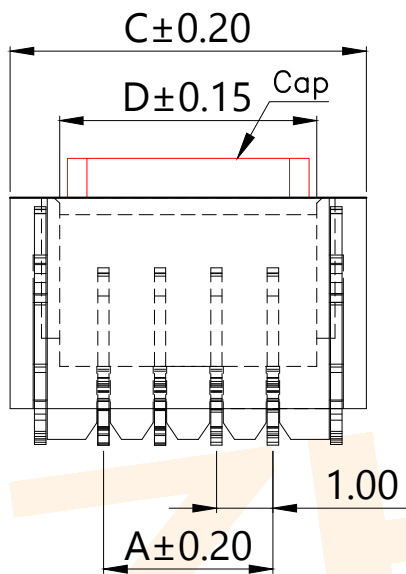
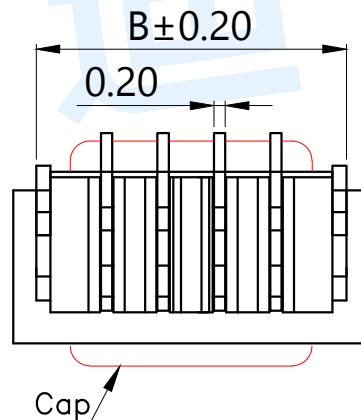
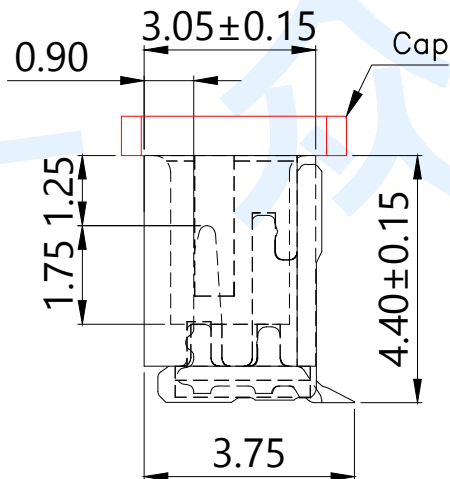
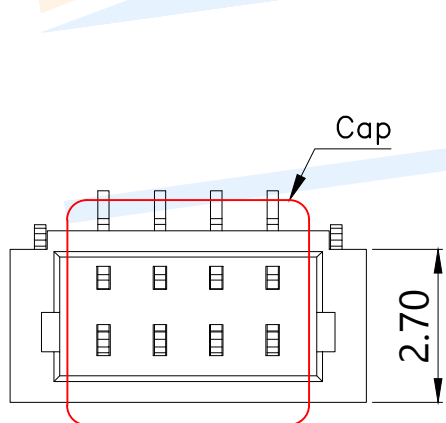


RoHS



适用线路板 (PCB LAYOUT)



Model No.	Pin	A	B	C	D
WAFER-SH1.0-2PLT-W1	2	1.00	3.50	4.35	2.60
WAFER-SH1.0-3PLT-W1	3	2.00	4.50	5.35	3.60
WAFER-SH1.0-4PLT-W1	4	3.00	5.50	6.35	4.60
WAFER-SH1.0-5PLT-W1	5	4.00	6.50	7.35	5.60
WAFER-SH1.0-6PLT-W1	6	5.00	7.50	8.35	6.60
WAFER-SH1.0-7PLT-W1	7	6.00	8.50	9.35	7.60
WAFER-SH1.0-8PLT-W1	8	7.00	9.50	10.35	8.60
WAFER-SH1.0-9PLT-W1	9	8.00	10.50	11.35	9.60
WAFER-SH1.0-10PLT-W1	10	9.00	11.50	12.35	10.60
WAFER-SH1.0-11PLT-W1	11	10.00	12.50	13.35	11.60
WAFER-SH1.0-12PLT-W1	12	11.00	13.50	14.35	12.60
WAFER-SH1.0-13PLT-W1	13	12.00	14.50	15.35	13.60
WAFER-SH1.0-14PLT-W1	14	13.00	15.50	16.35	14.60
WAFER-SH1.0-15PLT-W1	15	14.00	16.50	17.35	15.60
WAFER-SH1.0-16PLT-W1	16	15.00	17.50	18.35	16.60
WAFER-SH1.0-13PLT-W1	17	16.00	18.50	19.35	17.60
WAFER-SH1.0-14PLT-W1	18	17.00	19.50	20.35	18.60
WAFER-SH1.0-15PLT-W1	19	18.00	20.50	21.35	19.60
WAFER-SH1.0-16PLT-W1	20	19.00	21.50	22.35	20.60

WAFER-SH1.0-□□PLT-W1 (-P=盘装, 非盘装不启用)

Specifications/技术规格:

- 1.Poles/线数: 2~20P
- 2.Wire range/适用线规: AGW 32#~28#
- 3.Applicable PC board thickness/适用PC板厚度: 0.6~1.2mm
- 4.Current rating/额定电流: 1.0A
- 5.Voltage rating/额定电压: 50V DC/AC
- 6.Insulation Resistance/绝缘电阻: 100MΩ Min
- 7.Dielectric Withstanding/ 耐电压: 500V AC/minute
- 8.Contact Resistance/ 接触电阻: 20mΩ Max
- 9.Operating Temperature/ 工作温度: -25℃ to +85℃

Ⓒ	Soldering lug		1	Phosphorous copper	Plating Sn
Ⓑ	Terminal			Phosphorous copper	Plating Sn
Ⓐ	Housing		1	LCP	Off White
NO.	Name	Number	Qty	Materil	Remarks

ZHONGDI® Zhongdi Electronic Technology Co., Ltd

design	date	name	WAFER CONNECTOR
Review	date	model	WAFER-SH1.0-□□PLT-W1
Approved	date		

modify Review Approved Tolerance not specified Proportion 1:1 unit mm gage number A4