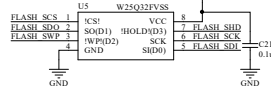


ESP32 & 0.96 Inch OLED display

SPI FLASH

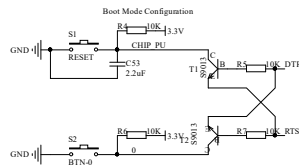


Programming Logic

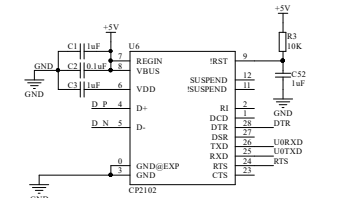
Auto-Reset

Pin	Default	Boot	Download
GPIO0	1	1	0
GPIO1	1	1	x
GPIO2	0	x	0
GPIO4	0	x	x
MTDO	1	x	x
GPIO5	1	1	x
U0TXD, GPIO2, GPIO5	are floating, GPIO0 determines boot mode		

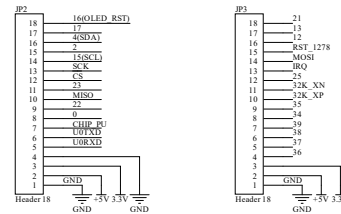
If DTR is LOW, toggling RTS from HIGH to LOW resets to run mode.
 If RTS is HIGH, toggling DTR from LOW to HIGH resets to bootloader.



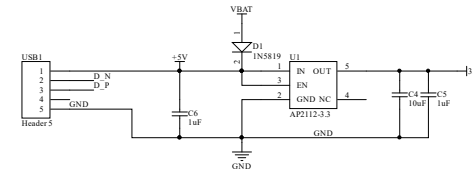
CP2102



Header



3.3V LDO



Charging circuit

